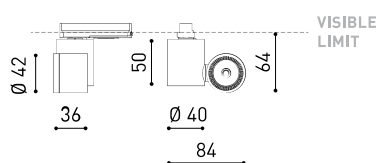




## Dimensions



## Accessories



ANTI-GLARE HONEYCOMB LOUVER



BEAM MIXER DIFFUSER



HIGH CHROMATIC LED



TRACK 1L OPTIONS

## Awards



## PRODUCT

|           |                 |
|-----------|-----------------|
| Name      | IO 56° 3000K NT |
| Reference | A2620031NT      |
| Colour    | Textured black  |
| RAL       | 9005            |
| Category  | TRACK LIGHTS    |

## LIGHT SOURCE

|                         |                 |
|-------------------------|-----------------|
| Type                    | LED             |
| Gross luminous flux     | 505 lm          |
| Colour temperature      | 3000 K          |
| Chromatic stability     | MacAdam Step 2  |
| Colour Rendering Index  | CRI>90          |
| Power                   | 4,5 W           |
| Current                 | 500 mA          |
| Efficacy                | 112 lm/W        |
| LED lifespan            | L90B10 >55.000h |
| Energy efficiency class | F               |

## LIGHTING FIXTURE | PHOTOMETRIC DATA

|                     |     |
|---------------------|-----|
| Lighting efficiency | 86% |
| Light beam angle    | 56° |

## LIGHTING FIXTURE | ELECTRICAL DATA

|                             |          |
|-----------------------------|----------|
| Driver                      | Included |
| Power values of the system  | 5,80 W   |
| Frequency                   | 50/60 Hz |
| Dimming                     | No Dim   |
| Electrical insulation class | II       |

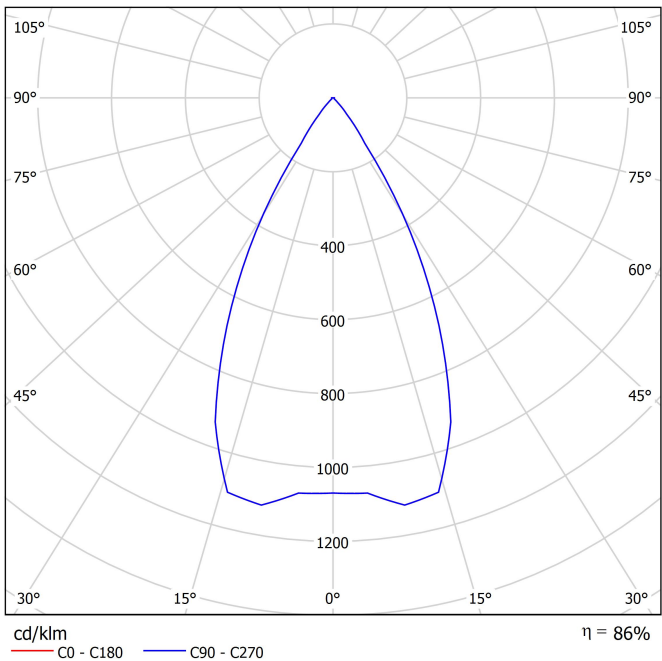
## OTHER DATA

|                      |                           |
|----------------------|---------------------------|
| Sealing              | IP20                      |
| Swivel angle         | 325°                      |
| Rotation angle       | 355°                      |
| Track type           | Track 1L                  |
| Weight               | 160 g                     |
| Packaged weight      | 205,2 g                   |
| Packaging dimensions | 116 x 105,5 x 56 mm       |
| Units per package    | 1                         |
| Materials            | Aluminium / Polycarbonate |

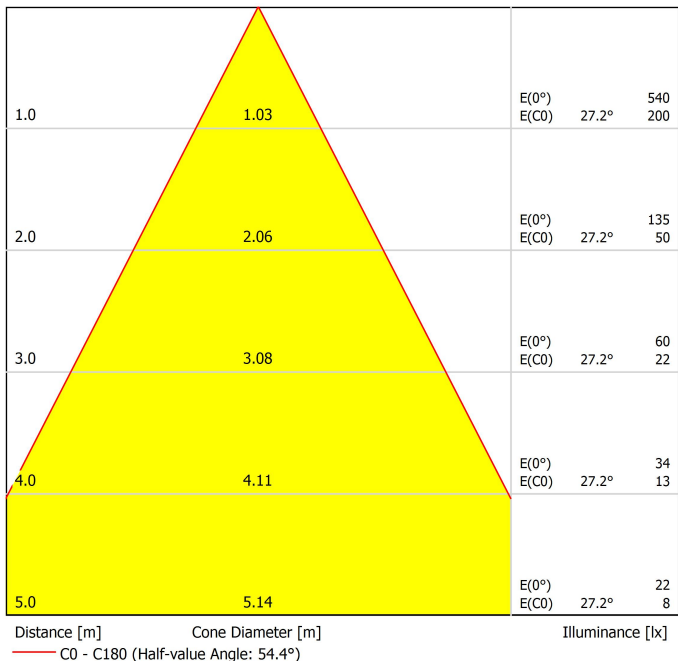


io is a LED spotlight miniaturised in a fixture that is so small that it fits on the palm of your hand. Designed for accent lighting applications, its small dimensions mean it can be fitted in display cabinets, shop windows and small places without generating an invasive presence on the scene. Created to be placed on a track, it offers all the features of concentrated LED spotlights with a minimalist and hyper-reduced design.

Polar diagram



Conical diagram





| PRODUCT              |                             |
|----------------------|-----------------------------|
| Model                | Anti-glare Honeycomb Louver |
| Reference            | 08060000NT                  |
| Colour               | NT ■   Textured black       |
| Category             | Accessories                 |
| NOT SOLD SEPARATELY. |                             |



Anti-glare Honeycomb Louver

Accessory featuring a honeycomb structure designed to control the light beam, reduce glare, and prevent direct exposure to the light source.



| PRODUCT   |                     |
|-----------|---------------------|
| Model     | Beam Mixer Diffuser |
| Reference | 08050100            |
| Category  | Accessories         |

NOT SOLD SEPARATELY.

**Beam Mixer Diffuser**

The beam mixer diffuser reduces irregularities and distortions caused by parabolic, Fresnel lenses, or TIR collimators, ensuring a more uniform light distribution without significantly increasing beam length.

| Vivid Model<br>Colour Temperature   | 2700K | 3000K | 3500K | 4000K | Light Pink |
|---|-------|-------|-------|-------|------------|
|  Reading             |       |       | ●     | ●     |            |
|  Fruits & Vegetables |       | ●     | ●     |       |            |
|  Bakery              | ●     |       |       |       |            |
|  Retail              |       | ●     | ●     |       |            |
|  Cosmetics           |       |       | ●     | ●     |            |
|  Meat                |       |       |       |       | ●          |
|  Fish                |       |       |       | ●     |            |
|  Seafood           |       |       |       | ●     | ●          |

## High Chromatic LED

For commercial product showcasing.

Arkoslight offers, in some of its products, the possibility to incorporate a special LED designed to enhance the visual presentation of goods and products for commercial purposes.

This high-chromaticity LED is selected to highlight tones that encourage a positive psychological perception of the illuminated object.

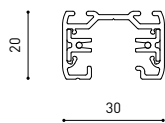
The light source provides a more attractive and intense colour palette than a conventional LED. This is achieved through a specific LED configuration under a "special saturation parameter," allowing colours and textures to appear more vivid within the visible spectrum.

The diode and its phosphor coating are carefully selected for each application.



Track & accessories - Surface & Suspension mounting

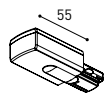
Configure the length of your track, add end, joiners and the required accessories.



|             |             |   |   |
|-------------|-------------|---|---|
| TRACK 1L 1m | A264-01-00- | B | N |
| TRACK 1L 2m | A264-02-00- | B | N |
| TRACK 1L 3m | A264-03-00- | B | N |

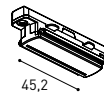


POLARITY  
GROOVE



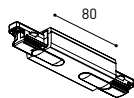
TRACK 1L Live-End Connector

|  |             |   |   |
|--|-------------|---|---|
|  | A264-00-01- | B | N |
|  | A264-00-02- | B | N |



TRACK 1L Contact Joint

|             |   |   |
|-------------|---|---|
| A264-00-04- | B | N |
|-------------|---|---|



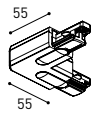
TRACK 1L Central Connector

|             |   |   |
|-------------|---|---|
| A264-00-03- | B | N |
|-------------|---|---|



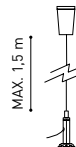
TRACK 1L End

|             |   |   |
|-------------|---|---|
| A264-00-13- | B | N |
|-------------|---|---|



TRACK 1L 90° Angle

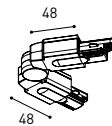
|  |             |   |   |
|--|-------------|---|---|
|  | A264-00-06- | B | N |
|  | A264-00-07- | B | N |



TRACK 1L Suspension Kit

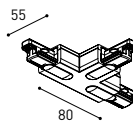
|             |    |    |
|-------------|----|----|
| A264-00-14- | WT | NT |
|-------------|----|----|

At least 2 units needed



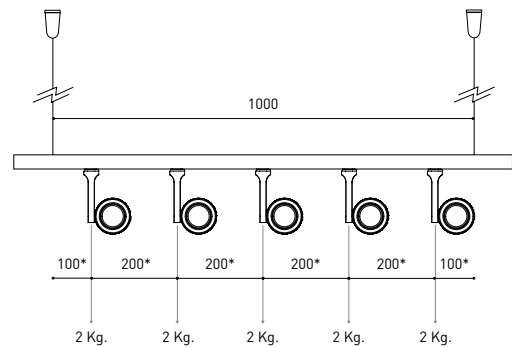
TRACK 1L Corner Connector

|             |   |   |
|-------------|---|---|
| A264-00-15- | B | N |
|-------------|---|---|



TRACK 1L T-Joint

|  |             |   |   |
|--|-------------|---|---|
|  | A264-00-16- | B | N |
|  | A264-00-17- | B | N |



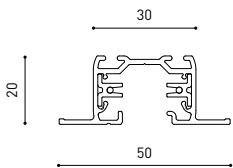
\*minimum distance [mm.]

COLOUR | B ☐ RAL 9016 | N ☒ RAL 9005 | WT ☐ RAL 9016 | NT ☒ RAL 9005 |

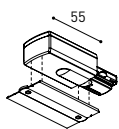


Track & accessories - Flush mounting

Configure the length of your track, add end, joiners and the required accessories.



|                   |             |   |   |
|-------------------|-------------|---|---|
| TRACK 1L FLUSH 1m | A264-11-00- | B | N |
| TRACK 1L FLUSH 2m | A264-12-00- | B | N |
| TRACK 1L FLUSH 3m | A264-13-00- | B | N |



POLARITY  
GROOVE

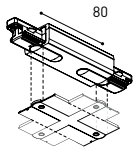
TRACK 1L FLUSH Live-End Connector

|             |   |   |
|-------------|---|---|
| A264-00-01- | B | N |
| A264-00-02- | B | N |

TRACK 1L FLUSH Cover Plate

|             |   |   |
|-------------|---|---|
| A264-10-19- | B | N |
|-------------|---|---|

Mandatory for installation



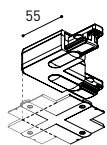
TRACK 1L Central Connector

|             |   |   |
|-------------|---|---|
| A264-00-03- | B | N |
|-------------|---|---|

TRACK 1L FLUSH Corner Cover Plate

|             |   |   |
|-------------|---|---|
| A264-10-20- | B | N |
|-------------|---|---|

Mandatory for installation



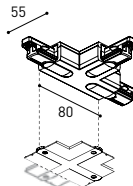
TRACK 1L 90° Angle

|             |   |   |
|-------------|---|---|
| A264-00-06- | B | N |
| A264-00-07- | B | N |

TRACK 1L FLUSH Corner Cover Plate

|             |   |   |
|-------------|---|---|
| A264-10-20- | B | N |
|-------------|---|---|

Mandatory for installation



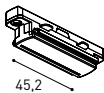
TRACK 1L T-Joint

|             |   |   |
|-------------|---|---|
| A264-00-16- | B | N |
| A264-00-17- | B | N |

TRACK 1L FLUSH Corner Cover Plate

|             |   |   |
|-------------|---|---|
| A264-10-20- | B | N |
|-------------|---|---|

Mandatory for installation



TRACK 1L Contact Joint

|             |   |   |
|-------------|---|---|
| A264-00-04- | B | N |
|-------------|---|---|



TRACK 1L End

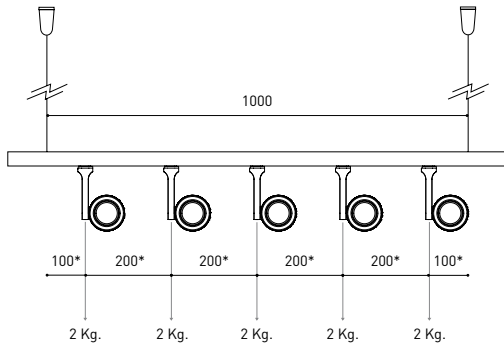
|             |   |   |
|-------------|---|---|
| A264-00-13- | B | N |
|-------------|---|---|



TRACK 1L FLUSH Suspension Kit

|            |
|------------|
| A264-10-15 |
|------------|

For wire 1,5 mm (Not included)



\*minimum distance [mm.]

COLOUR | B ☐ RAL 9016 | N ☒ RAL 9005 |



Fuente de luz (LED) reemplazable por un profesional autorizado

Replaceable (LED only) light source by an authorized professional.

Source lumineuse (LED) remplaçable par un professionnel agréé

Sorgente luminosa (LED) sostituibile da parte di un professionista autorizzato

Austauschbare (LED) Lichtquelle durch einen autorisierten Fachmann



Equipo de control reemplazable por un profesional autorizado

Replaceable control gear by an authorized professional

Dispositif de commande remplaçable par un professionnel agréé

Alimentatore sostituibile da parte di un professionista autorizzato

Auswechselbares Betriebsgerät durch autorisierten Fachmann

## Instrucciones para el final de vida y la eliminación de los componentes:

## Instructions on end-of-life and component disposal:

## Instructions pour la gestion des composants en fin de vie et leur mise au rebut :

## Istruzioni per il fine vita e lo smaltimento dei componenti:

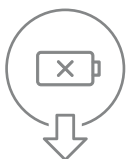
## Anweisungen zur entsorgung der Leuchtenkomponenten:



Interrumpir la alimentación del aparato  
Cut the power supply to the luminaire  
Couper l'alimentation du luminaire  
Interrompere l'alimentazione dell'apparecchio  
Stromversorgung der Leuchte unterbrechen



Quitar la(s) fuente(s) de luz para el desecho  
Remove light source(s) for disposal  
Retirer la (les) source(s) lumineuse(s) pour l'élimination  
Rimuovere la/le sorgente/e di luce per lo smaltimento  
Lichtquelle(n) zur Entsorgung entfernen



Quitar la batería para el desecho  
Remove the battery for decommissioning  
Retirer la batterie pour sa mise au rebut  
Rimuovere la batteria per la dismissione  
Die Batterie ordnungsgemäß entsorgen



Quitar el equipo de control para el desecho  
Remove control gear for disposal  
Retirer le dispositif de commande pour l'élimination  
Rimuovere l'alimentatore per lo smaltimento  
Betriebsgerät zur Entsorgung ausbauen

Enviar los materiales a un centro de recogida RAEE  
Send the materials to a WEEE collection centre  
Envoyer les matériaux dans une déchetterie DEEE  
Inviare i materiali ad un centro di raccolta RAEE  
Die Materialien in einem WEEE-Zentrum entsorgen

